

## Double-stack manual

### 1.Double-stack on a Lunt Solar Telescope:

This manual is for double-stacking a Lunt Solar Telescope. Take the following steps, if you want to use the double-stack filter:

- first go with your manual for the LSTHa-telescope and tune it
- carefully screw your double-stack LSFHa-filter into the solar telescope(pic.1)
- look thru your telescope and tune your double-stack filter


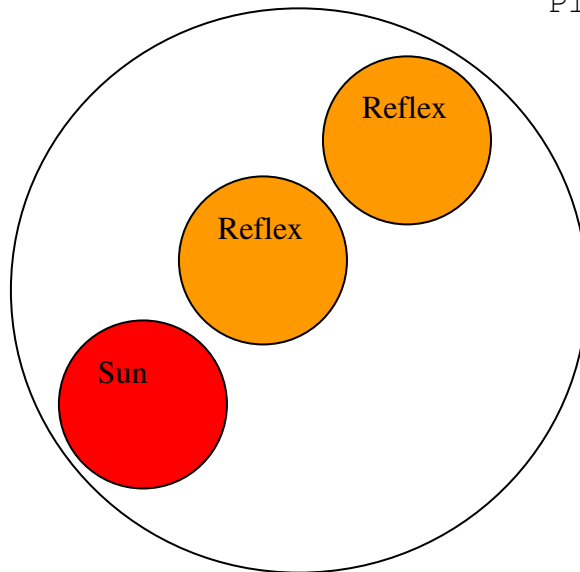


Abb.1

It can happen that you will see the following picture in your eyepiece(pic.2), after you have your double-stack filter screwed on. Than you just have to tune your double-stack filter to move the sun reflexes out of your field of view.

Pic.2




Now you should be able to see much more details on the sun's surface, because with the double-stack filter you observe with a bandpass of around  $<0,55\text{\AA}$ .

## **2. Double-stacking on your own telescope**

This is a short manual for you people using your own telescope with our LS-Filters. Now take a look how you can use the Double-stack filter.

- see your manual for the LSFHa-Filter and tune it first
- carefully screw your LSFHa-Double-stack filter on your first one(pic.3)
- now look thru your telescope and tune your Double-stack filter as you did the first one, that's it!



pic.3